

Adding Dependents and Beneficiaries



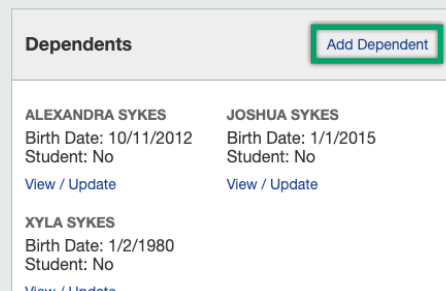
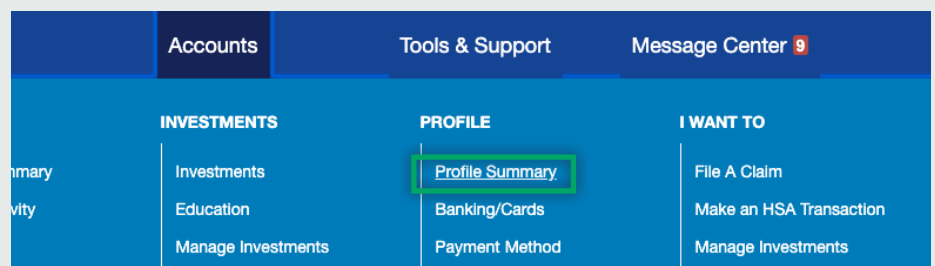
FIFTH THIRD BANK

Adding dependents onto your HSA will allow you to order debit cards for your dependents, and will allow them to call in and get general information on your account.

Adding beneficiaries will ensure that your HSA account balance passes on to your spouse or dependents in the event of your death.

To add dependents:

1. Select the **Accounts** tab
2. Under **Profile**, select **Profile Summary**
3. In the **Dependents** section, select **Add Dependent**
4. Fill out dependent information:
 - Name
 - Birth date
 - Full time student
 - Relationship
5. Click **Submit**



First Name MI

Last Name

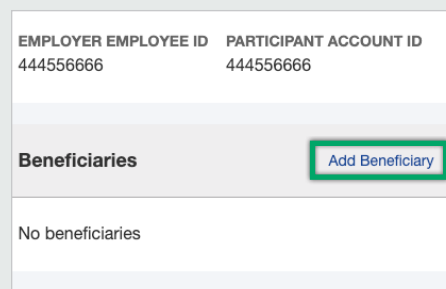
mm/dd/yyyy

Select a gender...

Yes No

To add beneficiaries:

1. Select the **Accounts** tab
2. Under **Profile**, select **Profile Summary**
3. In the **Beneficiaries** section, select **Add Beneficiary**
4. Fill out beneficiary information:
 - Name
 - SSN
 - Birth Date
 - Relationship
 - Type
5. Click **Submit**



First Name MI

Last Name

- -

mm/dd/yyyy

Address Line 1